

Thornden  
School



Caroline Lowing  
Headteacher

**Year 6 Induction Evening**

**Thursday 18th June 2026**

Belong - Care - Aspire - Succeed

# Our Aims this Evening



- To meet key members of staff involved in years 6-7 transition
- To find out more information about Thornden School
- To understand the transition process and what happens
- Welcome to Thornden Day
- What is year 7 like?
- An introduction to Friends of Thornden (FOTS)



# Meet the Senior Leadership Team



Caroline Lowing  
Headteacher



Rob Collar  
Deputy Head



Adam Thomas  
Deputy Headteacher - DSL



Anna Vickerage  
Assistant Head (Inclusion and  
Literacy)



Jen Fuller  
Assistant Head (Teaching and  
Learning)



Phil Balmond  
Assistant Head  
(Data, Assessment and Curriculum)



Laura Kehoe  
Assistant Head  
(Behaviour and Culture)



Belong - Care - Aspire - Succeed

# Thornden School – Our Vision



Our mission

To be the best school  
in the South



Belong - Care - Aspire - Succeed

# Thornden School – Our Vision



## Progress 8 score

We are not able to calculate Progress 8 scores for academic years 2024/25 and 2025/26. This is because there is no KS2 assessment data available to calculate the baseline for Progress 8 for these years due to Covid-19 disruption. We are also unable to show results broken down by prior attainment. For more information see the [KS4 technical guide](#). You can also view historic progress measures on the [Progress measures for 2023 and 2024](#) page.

Attainment measures show how pupils have performed in tests and assessments but do not take pupils' starting points into account.

## Staying in education, or entering apprenticeships or employment

This shows the number of pupils who either stayed in education, or went into apprenticeships or employment after finishing key stage 4 (after year 11, usually aged 16).

[View as table](#)



## Attainment 8

Schools get a score based on how well pupils have performed in up to 8 qualifications.

[View as table](#)



## Grade 5 or above in English & maths GCSEs

This tells you the percentage of pupils who achieved grade 5 or above in English and maths GCSEs.

[View as table](#)



## Best school in Hampshire for GCSE results revealed

25TH OCTOBER 2025 EDUCATION CHANDLERS FORD





CARE BELONG ASPIRE ACHIEVE

# How do we create our Safeguard at Thornden School...



Adam Thomas  
Deputy Headteacher  
Designated Safeguarding Lead

Knowledgeable and Curious Staff

A Safeguarding Curriculum

Support for our Students and Families

Communication with Parents and Carers

# Knowledgeable and Curious Staff



Staff training and professional curiosity are two of the most important things which we are focusing on at Thornden this year.

We now have a total of 16 members of staff who are trained to Level 3 Safeguarding

## Staff Training

- Keeping Children Safe in Education
- Prevent
- Sexual Harassment
- How to handle and disclosure
- Sexual, emotional, physical abuse
- Neglect
- Dangers of Vaping and what to spot
- Thornden's Contextual Safeguarding Concerns
- How to report a concern
- Safeguarding Knowledge Check
- Understanding Pupil Mental Health and Wellbeing

# Year 7 PD Curriculum: A Safeguarding-First Approach at Thornden



## Helping every child to **Belong, Stay Safe and Succeed**

### What will your child learn?

- ✓ Mental Health & Wellbeing
- ✓ Friendships and Relationships
- ✓ Online Safety and Social Media
- ✓ Bullying and Respect
- ✓ Diversity and Inclusion
- ✓ Physical Health and Healthy Lifestyles
- ✓ Careers and Future Aspirations
- ✓ Keeping Safe in the Community



# Year 7 Personal Development Impact

We assess students before and after every Personal Development unit to understand how their knowledge and confidence develops. Year 7 students show significant increases in confidence across topics including:

1. Mental Health and Wellbeing
2. Healthy Friendships
3. Online Safety
4. Bullying and Respect
5. Diversity and Inclusion
6. Keeping Safe
7. Accessing Help and Support

This means students leave lessons feeling more confident about:

1. Recognising risks
2. Making safe decisions
3. Seeking help
4. Managing friendships
5. Looking after their wellbeing



At Thornden, Personal Development isn't an extra subject. It's part of how we help every child feel safe, belong and thrive.

**Students tell us:**

"I know where to go if I need help."

"The lessons help with real-life situations."

"I feel more confident talking about difficult things."

"There is always someone you can talk to."

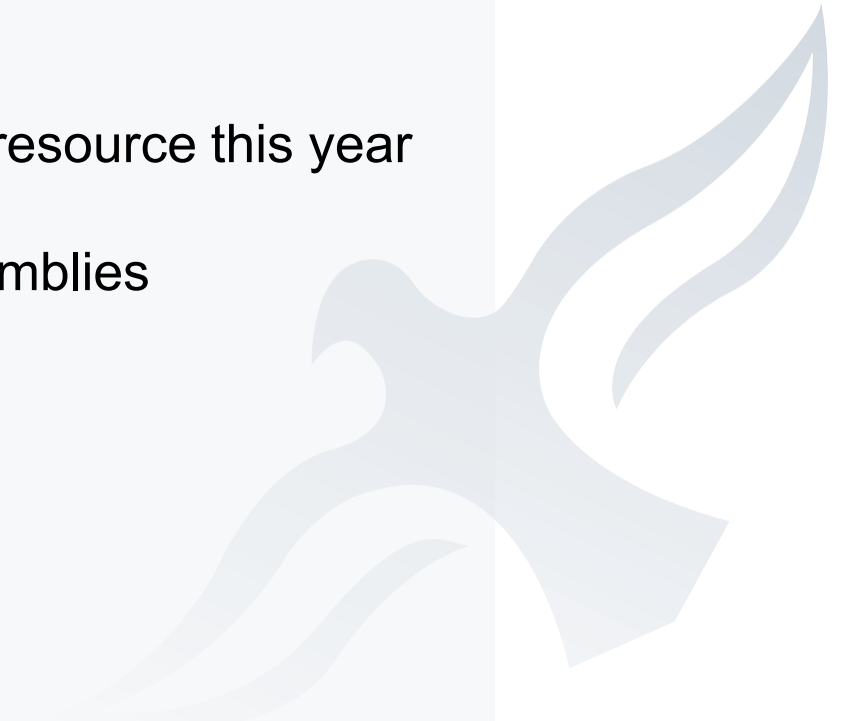
Year 7 Unit	Before	After
Mental Health & Wellbeing	2.8	4.2
Online Safety	3.0	4.3
Healthy Relationships	2.7	4.1
Diversity & Respect	3.1	4.4



CARE BELONG ASPIRE ACHIEVE

# Support for Students

1. Safeguarding Team is now 16 members of staff
2. Tutors
3. Heads of Year
4. Well Being Den
5. Medical Room
6. ELSA and Counselling – Over 100 students accessed this resource this year
7. Thornden Hub – 114 students referred
8. Personal Development Tutor Time, KS4 Lessons and Assemblies
9. Anti-Bullying Policy and Approach
10. Signposting for both students and parents / carers
11. External Speaker – Kooth and Solent Mind
12. End of Half Term Letters
13. Show my Homework / Satchel Report a Worry
14. Digital Detox



# Student Voice – ‘You said this, so we did this’



Knowing our students and their views of Thornden School is so important to us.

We do a wide range of Student Voice, from questionnaires about how they feel about school, their experience, keeping safe online and what they felt was important that they learn about as part of the Personal Development Curriculum, as well as other in person conversations

We use this to look to make changes to how we do things at Thornden

Here are some of the change we have made this year following their recommendations...

# 1) Thornden's Approach to Mental Health and Well Being

1. Improved Mental Health and Wellbeing Support
2. Thornden Hub
3. Well-Being Den – 2839 student visits this year
4. Signposting in Parental Newsletter
5. Parent Workshops by CAMHS Mental Health Support Team
  1. Anxiety
  2. Low Mood
6. External Agencies secured to work with our students
  - Kooth
  - Solent Mind
  - CAMHS Mental Health Support Team (MHST)
  - Volunteer Counsellors



CARE BELONG ASPIRE ACHIEVE

## Thornden School Mental Health and Well Being Provision Map



The following provision map advises all staff on the advised route to signposting support for children. Please note that individual concerns may require a different or unique approach which will be assessed on an individual basis. Ultimately if you are concerned about a child, please seek advice from the Pastoral Support / SENCO / SLT / HOY / DSL / MEDICAL

Tier 0: Universal Level Support - pastoral and response to general concerns			
<p>These concerns are categorised as short periods of feeling like they are not able to cope. These will be incidents which cause a child distress but do not seem to have a long term or lasting impact on wellbeing.</p> <p><i>It is common for children and young people to experience worry as they develop through childhood and adolescence. The typical worries children and young people experience tend to be situation specific, short term and can be managed with the love and support of parents/ carers.</i></p>			
What might we see or our students reporting or displaying?	Who should deal with this?	Thornden School Responses to Consider	Things to try, support and Next Steps for Students:
<p>Examples include:</p> <p>Being away from home/ parent</p> <p>Going to school (but settling)</p> <p>Worrying about going to bed/ the dark</p> <p>Worry about something bad</p>	<p>Medical</p> <p>Tutor</p> <p>Class Teacher</p> <p>Pastoral Support</p>	<ul style="list-style-type: none"> <li>• Listen to child and reassure</li> <li>• Tutor to inform Class Teacher of issue, Teacher / LSA to support, monitor and report concerns, if required, to Pastoral Support / HOY via email. If serious concern escalating up to higher Tier then notify using CPOMs</li> </ul>	<ul style="list-style-type: none"> <li>• Use distraction techniques here are some strategies to try: An A-Z of coping strategies: <a href="https://youtu.be/5EXpkW3fh0">https://youtu.be/5EXpkW3fh0</a></li> <li>• How and when to use a coping box: <a href="https://youtu.be/OyfgodSSdV4">https://youtu.be/OyfgodSSdV4</a></li> <li>• Complete the Well Being in</li> </ul>



Universal Level Support  
Our offer to all students, including Personal Development

Tier 1 – Response to Low Level incidents or concerns

Tier 2 – Targeted Support - planned interventions in school to address mental health concerns.

Tier 3: Personalised Support – professional referral to high level mental health concerns

Belong - Care - Aspire - Succeed

Belong - Care - Aspire - Succeed

# 2) Anti-Bullying



CARE BELONG ASPIRE ACHIEVE

## Thornden's approach to bullying in school

ONCE	REPEATED	ONGOING	SUSTAINED
<p><b>One incident</b> of behaviour intended to make others feel uncomfortable, upset or unsafe.</p>	<p><b>Second incident</b> of behaviour intended to make others feel uncomfortable, upset or unsafe.</p>	<p><b>Ongoing incidents</b> of behaviour intended to make others feel uncomfortable, upset or unsafe.</p>	<p><b>Repeated deliberate</b> behaviour that is intended to make others feel uncomfortable, upset or unsafe.</p>
<p><b>Staff action:</b> Email or phone call to parent.</p>	<p><b>Staff action:</b> HOY phone call home.</p>	<p><b>Staff action:</b> Parental meeting with HOY to discuss bullying contract.</p>	<p><b>Repeated deliberate</b> breach of bullying contract.</p>
<p><b>Consequence(s):</b> Restorative conversation and /or Break time DT.</p>	<p><b>Consequence(s):</b> SLT ASDT and /or RBD.</p>	<p><b>Consequence:</b> Isolation Room and bullying contract.</p>	<p><b>Staff action:</b> Parental meeting with SLT. Final warning letter.</p>
			<p><b>Consequence:</b> Suspension. Removed from Thornden.</p>



Reasonable adjustments will be made for students with Special Educational needs = social stories/comic strips.

# What Our Students Tell Us About Thornden



- 98% of students say they feel safe in school or do not express concerns about their safety
- 97% of students say they have a trusted adult in school or do not express concerns about this
- 93% of students know how to report a concern or worry
- 100% of students say Thornden encourages them to respect people from different backgrounds and treat people equally, or do not disagree with this statement
- 98% of students say Thornden encourages them to look after their wellbeing and mental health, or do not disagree with this statement
- 97% of students say staff take unkindness seriously and help them feel safe, or do not disagree with this statement
- 94% of students feel confident challenging or reporting behaviour that makes them or others feel uncomfortable, or do not disagree with this statement
- 93% of students say staff are alert, look out for them and help keep them safe, or do not disagree with this statement

## What Students Say

- "Very safe."
- "I am happy to go to school."
- "There is no barrier to speaking to staff."
- "My tutor is the first person I would go to."
- "Everyone can access the Wellbeing Den."
- "It shows they care every week."



CARE BELONG ASPIRE ACHIEVE

# What others tell us?

Safeguarding is at the heart of Thornden – there is a constant two-way communication. This is supporting all members of the Thornden community to feel that they have a voice that is listened to and acted upon.

Staff spoken to added to the overall picture that the approach to safeguarding was everyone's business and further demonstrated the school's safeguarding culture.

According to the students Thornden is a safe school which further highlights that the safeguarding culture is impacting the lived experiences of its students

A highly strategic, distributed model where safeguarding is embedded across all aspects of school life.

Staff are empowered with the knowledge, skills, and confidence to act, ensuring that safeguarding remains transparent, proactive, and responsive to the evolving needs of the community.

A systematic approach to safeguarding, underpinned by a culture of 'You belong here,' is embedded into daily practice

# Communication with Parents and Carers



CARE BELONG ASPIRE ACHIEVE

We will always aim to discuss any concerns or worries with parents – it is so important that you are aware and we can therefore work collaboratively to support our young people.

All of the pastoral team and SLT links meet regularly with parents to help to create a really strong working relationship

We also help support parents by:

- Parental Newsletters
- Update and advice on Online Safety
- Updates and advice around mental health and CAMHS events
- Lorraine Lee Parental Evenings
- Letters showing them how they can raise anything they are worried about
- Yr7 and Yr8 CAMHS Mental Health Support Parent Morning on anxiety and depression

# Creating a Phone-Free School Day

**Less Screen. More Learning. More Belonging.**

From September 2026, Thornden School will introduce a phone-free school day using the LOQT platform.

This decision has been taken as part of our commitment to supporting students' learning, wellbeing and sense of belonging.

Research continues to show that constant access to smartphones can affect concentration, social interaction, sleep, wellbeing and resilience. Whilst technology has many benefits, young people also need opportunities to learn, socialise and develop without the distraction of notifications, social media and messaging throughout the school day.

By creating a phone-free environment, we aim to:

1. Improve focus, concentration and engagement in learning.
2. Encourage face-to-face conversation and friendships.
3. Reduce social media pressures and online conflict during the school day.
4. Support positive mental health and wellbeing.
5. Help students develop healthy and balanced digital habits.
6. Create a calmer and more inclusive school environment.



This approach reflects our values of **Care, Belong and Aspire**, helping every student to be fully present in school life.

Belong - Care - Aspire - Succeed

# How It Works

## A Simple Approach That Supports Students

Students can continue to bring their phones to school and use them on the journey to and from school.

When students arrive on the Thornden site, LOQT automatically activates through a secure geofence around the school grounds.

During the school day:

1. Phones remain with students.
2. Access to phones is automatically disabled.
3. No pouches, lockers, collection points or phone hand-in systems are required.
4. Students are free to focus on learning, friendships, activities and school life without digital distractions.

At the end of the day, phones automatically become available again as students leave the school site.

### Supporting Families

Parents remain able to contact the school throughout the day in the usual way, and students can continue to use their phones before and after school.

Students who require access to a device for a medical need, such as diabetes monitoring, will be supported through an agreed exemption process.

### Why LOQT?

LOQT allows us to create a genuine phone-free school day whilst ensuring:

- ✓ Students keep possession of their phone.
- ✓ No equipment is collected or stored by staff.
- ✓ No risk of phones being lost or damaged.
- ✓ No disruption at the start or end of the day.
- ✓ A consistent approach for all students.



# Getting Started with LOQT - What Parents Need to Do



To support our phone-free school day, all families will need to install and connect the LOQT app before September 2026.

The process only takes a few minutes and full guidance will be provided by the school.

## Step 1 – Download LOQT

1. Parents download the LOQT app onto their own device.
2. LOQT is available for both Apple and Android devices.

## Step 2 – Connect Your Child's Device

Parents follow the simple setup process within the app to link their child's phone.

For Apple devices, this uses Apple's Family Sharing system.

For Android devices, pairing is completed directly through the LOQT app.

## Step 3 – Enable Permissions

LOQT will guide you through a small number of permissions required for the system to operate correctly.

These permissions allow the phone to recognise when it has entered or left the school site.

## Step 4 – You're Ready

Once setup is complete:

1. Your child can continue to use their phone normally outside school.
2. The phone will automatically lock when entering the Thornden site.
3. The phone will automatically unlock when leaving school.
4. No daily action is required from parents or students.

# Key Transition Staff




Ms E .Parker  
(HOY7)

## Other Key People:

Mrs W. Prince – Medical  
Mrs L. Lambourne – Medical  
Mrs C. Oliver – SENCO  
Mrs S. Kingsley Smith - Pastoral Support  
Ms H. Byrne – Pastoral Support  
Ms H. Malhi - Pastoral Support  
Mrs J. Sellers - ELSA

## Year 7 Tutor Team 2026-2027

Miss A. Greatorex  
Mrs S. Clarke  
Mrs J. Lewis  
Mr T. Griffiths  
Mrs E. Bundy  
Mr M. Harrison  
Mrs H. Pennington Chick  
Miss E. Light  
Mrs J. Mulligan  
Mrs Doyle



# As Head of Year my aim is to...

Thornden  
School



- Get to know all of the Year 7s as well as I can as soon as possible!
- Challenge barriers to help achieve academic and personal progress
- Offer guidance and support when needed
- Encourage involvement and independence (working groups, group involvement, clubs...)
- Be fair (both praise and discipline)
- Communicate and liaise
- Listen and empathise
- Be a positive role model
- Help all young people be happy and confident learners.

Change

Incentives  
and  
Rewards?



Growing up

Life at  
home

**Curriculum**

Maths, science,  
English, geography,  
history, art, ICT, MFL  
technology, music,  
drama, PE, RE,

Scary!

Confusing

Friendshi  
p groups

New people

Challenging  
rules

Personal  
change

Maintaining  
motivation

Getting  
involved!

Emotional

Exciting

Finding their  
way around

Making  
progress

Keeping a  
positive  
mind set

**Social  
media!**

Attendance  
and  
punctuality

**What does  
Year 7 at  
Thornden  
School look  
like?**

# Voice of Year 7

Starting secondary is extremely exciting but it can also be quite overwhelming: there might be students almost double your height, tons of homework and a lot of classrooms to remember BUT... the good outweighs the bad! You will make loads of friends, all the teachers are kind & understanding and best of all the food is amazing!

I was sad leaving primary school as a lot of my friends were going to different schools, but going into secondary school a lot has changed and I've got new friends. I also know there are people I can talk to such as my tutor or head of year if I am worried about something.

I enjoy how Thornden has such a wide variety of clubs to do, so that I could find people who were interested in the same thing as me.

# Advice from Year 11

Enjoy it and get involved in stuff; take advantage of the many after school clubs

Only spend the time that you are meant to on homework

Always keep on top of things, and try not to stress too much, follow the staffs' advice, they know what they're doing!

Don't pack your bag so full it looks like you're going camping

Work hard from the beginning but still enjoy your time. It goes quicker than you think

Find teachers and friends you trust and a subject you enjoy and try your best

Get organised. Pack your stuff the night before as then you can have longer in bed

Make sure you have a variety of friends and are always kind to everyone

# A typical week in the life of a Year 7 Thornden student...



# Tutor Groups!

## How we organise tutor groups:

1. Medical need
2. Educational need
3. Mixed ability
4. Mixed primary school
5. Language request
6. Information from primary schools (including **suggestions** of children to be separated from)
7. Information from parents



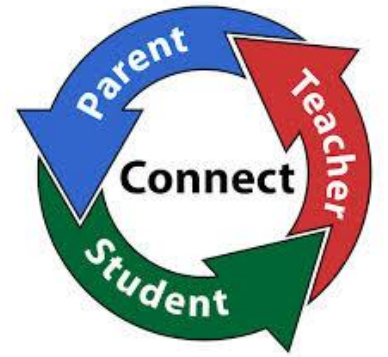
5 French  
5 Spanish



# Classes and Setting

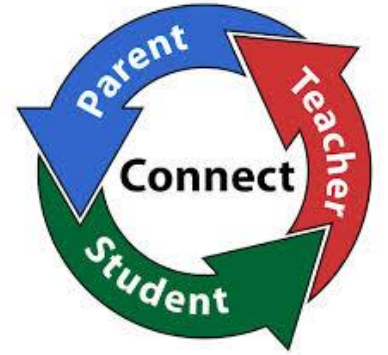
- All of our classes are mixed ability (most still are at GCSE).
- In year 7 students are taught in their tutor groups with the exception of PE, technology and maths (tutor groups are mixed up)
- Drama and Dance taught on a half termly rotation

# How can I help you as parents?

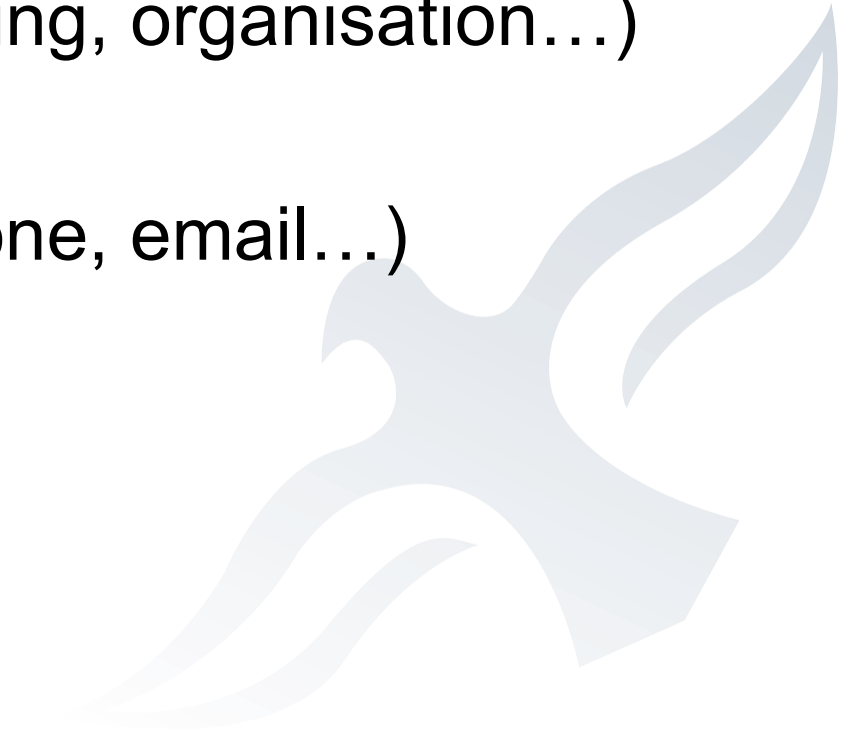


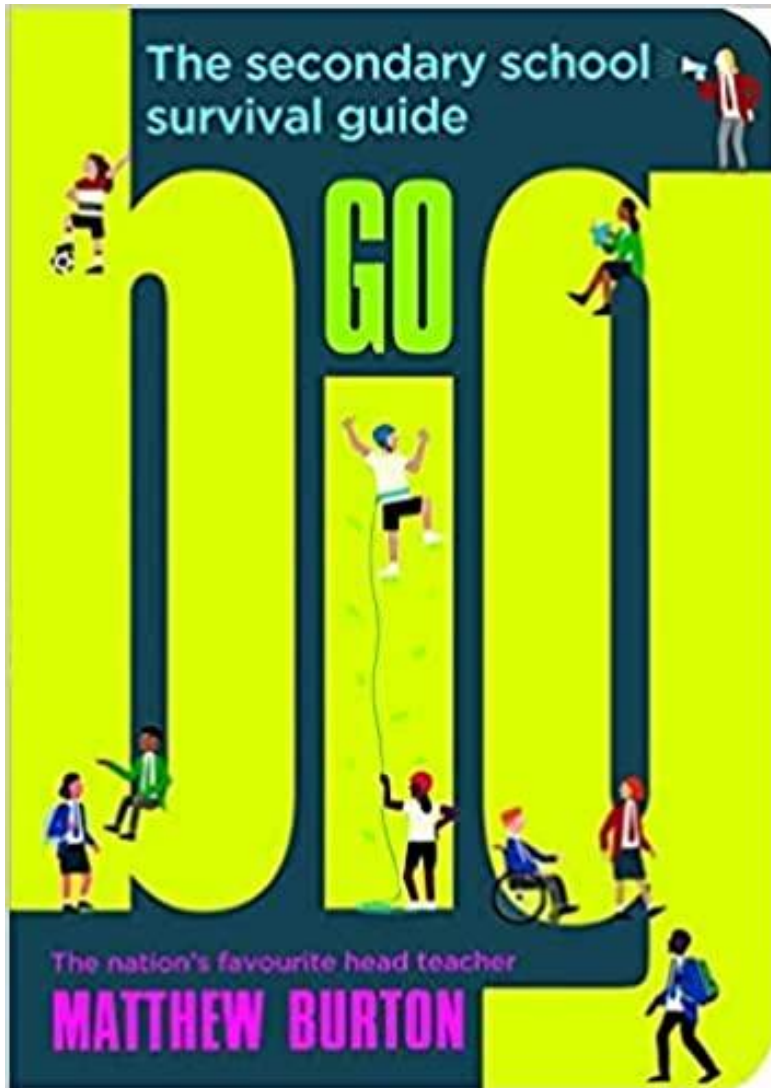
- Support personal and academic development
- Recognise the expectations of you as parents and carers
- Knowledge and experience (12 years at Thornden, 26 years in teaching, 23 as a HOY and this will be my 8th group of year 7s!)
- Communication
- Approachable
- Time
- Trust

# What can you do to help?



- Ensure good attendance and punctuality
- Encourage good practice (e.g. home learning, organisation...)
- Monitor/guide social media use
- Liaise with tutor and myself (Arbor, telephone, email...)
- Trust us!





# A recommended read...



***Secondary school can seem scary. Corridors are wide, older students look terrifying and there's homework, messy friendships and stressful exams to deal with. But, whether you're about to land at secondary school or you're still settling in, Mr Burton is here to guide you through your journey - worry-free. From your first day to your final exams, this handbook will have you achieving, succeeding and being the best you can be!***

'If you have kids transitioning from primary to secondary school, this book is for you (well, for your kids!) ... Helpful, funny and encouraging' - Sarah Turner AKA The Unmumsy Mum

# Welcome to Thornden Day



## What is it and why do we do it?

- A day when the Year 6s can come and experience what it is like to be a student at Thornden.
- Helps students because they:
  - Meet their tutor and see their new tutor room
  - Get to know some new friends before they start
  - Have a good look around and get to know the school a little more
  - Can ask questions or talk about any worries they may have

# Plan for the day – Monday 29th June

- Students to arrive **from** 8:40am – go to ‘drama courtyard’. They will then be taken to Thornden Hall from 8:45am ready for an 9:00am start.
- Please do not drive your children directly into school (unless there is an accessibility need) as we now have a barrier.
- Short welcome assembly when students will find out their tutor groups!
- Activities include:
  - Tutor time – getting to know Thornden, team building games
  - School tour (led by selected Year 7 students)
  - Treasure hunt (to get to know the school)
  - An introduction to Science!
- Day ends at 2:45pm – students will be taken to the drama courtyard by their tutors (here they can meet you, older siblings or walk home if you prefer) Please make sure you have made these arrangements with your child before the day.




# Get ready for 'Welcome to Thornden Day'

- Please wear **current school uniform** (NOT Thornden uniform!) Leavers Hoddies are allowed.
- Bring a bag with a **pencil case** (pen, pencil, ruler, and colours if they have them) they will do a small amount of writing.
- **Packed lunch, snacks and a water bottle** (we know most medical info – but please advise of any allergies if you have not already done so) **NO NUTS** (including Nutella)
- **Phones** – students can bring their phone, but they will be responsible for it. **Please remind them that they must turn it off when they get to school and put it in their bags.** They will not be allowed to use their phones during the day as per our school policy.

# Moving On Up booklets

- Given to students on Welcome to Thornden Day
- 3 sections:
  - 1) Activities that will be completed during tutor time
  - 2) Activities to have a go at over the summer (pastoral and subject based - not compulsory!)
  - 3) Information about Thornden

*Please remind your children to bring these with them in September as we will be using them in tutor time!*



**Please find our Year 6 Transition  
webpage for more information**



- [Home](#)
- [Our School](#)
- [Personal Development](#)
- [Parents](#)
- [Students](#)
- [Joining Us](#)
- [Contact](#)
- [Key Info](#)
- [Report a Concern](#)

[Home](#) → [Joining Us](#) → [Year 6 Transition 2026/2027](#)

## **Year 6 Transition 2026/2027**



**Belong - Care - Aspire - Succeed**

Thornden  
School



**Thank you for coming**

**If you have any further questions, please speak to us  
at the end**

Belong - Care - Aspire - Succeed

Thornden's

Parent Teacher Association

FOTS



Belong - Care - Aspire - Succeed

# Friends of Thornden School

We are probably the easiest PTA in the world!



Nic,  
Chair



Simon,  
Treasurer



Jess,  
Secretary



Belong - Care - Aspire - Succeed



# Sport

“When I wear it, I feel part of the team and a lot more professional at the athletic events - its not just about school it's real.”  
Logan Year 8

“Makes me excited to play hockey as we're all wearing the same - I prefer the blue kit as its newer and nicer.”  
Max Year 8




“It gets us outside, gives us a break from learning helps us socialise - as someone new to the school it shows that staff have a sense of humour.”

Imi Year 9

“It's makes us all come together and you can talk to people you wouldn't normally talk to.”

Holly Year 9



# Belong Events

Belong - Care - Aspire - Succeed



"It is good that we have the chicks in school because we learn about things like reproduction and they're cute and it was a fun experience!"

Isla Year 7




# Science



“Food tech – has been my passion growing up. My Dad cooks a lot and used to be a chef. I think I might do an apprenticeship.”

Ethan Year 10



“My whole family does design and I want to learn the skill and make my own clothes.”

Nadia Year 8

# Design & Technology

Belong - Care - Aspire - Succeed



“As soon as you’re in school, you can put yourself in a different person’s shoes – you can understand a different person’s views on life.”

Sam Year 10

# Reading

Belong - Care - Aspire - Succeed



"Both of my kids took part in a day of first aid training in school – it was so much better than it was for my generation as they at least had a heads up about what to do in an emergency"

Kate, mother of 2

# Personal Development

Belong - Care - Aspire - Succeed

# FOTS most ambitious project ever!

The 'BIG idea' most requested change...  
“we need better outside space”



\*AI generated concept image

# How you can Help!

Make a one-off or regular donation.

**Simple!**

Sign-up in seconds  
Cancel any time  
Gift Aid

**Gift Aid turns £10 donated into £12.50!**

Please include  
Gift Aid!



Scan to Donate

# How you can Help!

**Sign up to Easy Fundraising**

**Install the app on your phone, and/or computer**

**When you land on a supported website, it will ask you if you wish to donate.**

There is NO COST added to your items, but a percentage of your spend is donated automatically.



iPhone and Android

# How you can Help!

1. Donate clean, good quality used items
2. Purchase used items
3. Volunteer to help with the team
4. Come to our meetings

*Also looking for help with-*

*Social media, web content, graphic design,  
marketing & communications*



## Second-hand Uniform

Belong - Care - Aspire - Succeed

# Thank you

[fots@thornden.hants.sch.uk](mailto:fots@thornden.hants.sch.uk)

or search:

“Friends of Thornden School”

Nic, Simon, Jess and the team!

