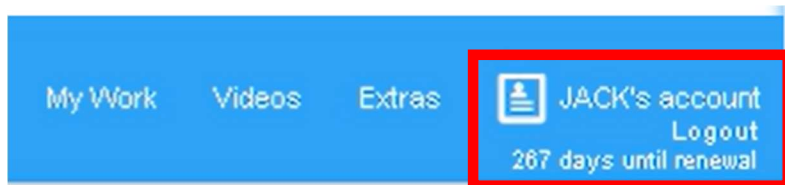


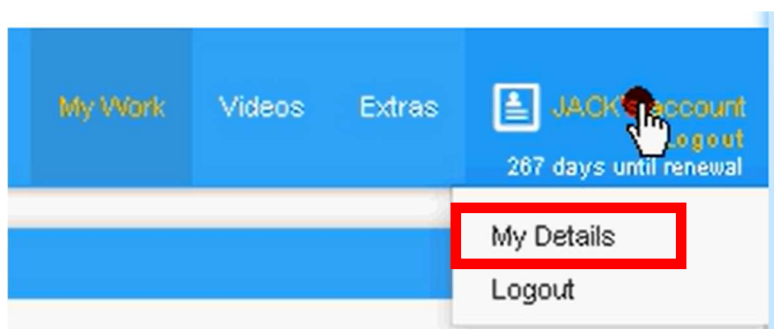
## How to change your password on Mathswatch

It is recommended that you change your password to protect your account. You might want to use your school computer password if you struggle to remember lots of different passwords.

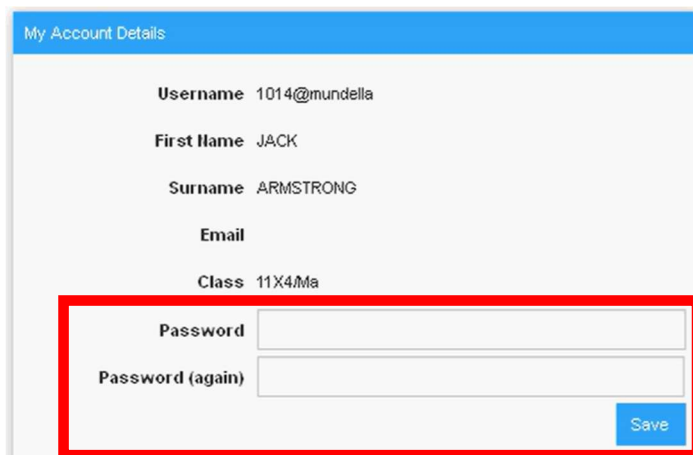
Once you have logged in, click here:



A drop-down menu will appear. Click on "My Details":



You can now enter your NEW password (twice) in these two boxes and then click "Save Changes" to complete the process.

A screenshot of the Mathswatch 'My Account Details' page. The page has a blue header with the text 'My Account Details'. Below the header, there are several fields with their respective values: 'Username: 1014@mundella', 'First Name: JACK', 'Surname: ARMSTRONG', 'Email', and 'Class: 11X4/Ma'. At the bottom, there are two password input fields labeled 'Password' and 'Password (again)', and a blue 'Save' button. A red rectangular box highlights the two password input fields and the 'Save' button.

You should save the password on the device that you use to complete homework to make logging in quicker each time. If you ever forget your Mathswatch password, your Maths teacher can reset it for you.