



End of Year 8




English
Maths



Geography MFL
History Science
RS PE
Music Art



Technology ICT
Drama Dance



Note

The charts offer a broad indication of where we would expect students to be performing in Year 8. The shaded area represents the expectations for at least half of the year group, with some students performing above the range and some performing below.

The three sections show expectations for different subject groups based on how much time students have spent in each of the areas before entry to Thornden. By the end of Year 9 we would expect students to have made rapid progress in areas they have not previously studied. This will mean expectations will be similar across all subjects.

KEY

F = Foundation .1
D = Development .4
S = Secure .7
E = Excellence .9

